

Guidance / questionnaire

If possible, please visit a shoemaker to get your feet measured properly. If not, please follow the guidance on the 2nd page.

1. What is your regular **EU size**? Please circle!

EU	39	39.5	40	40.5	41	41.5	42	42.5	43	43.5	44	44.5	45	45.5	46	46.5	47
UK	5	5.5	6	6.5	7	7.5	8	8.5	9	9.5	10	10.5	11	11.5	12	12.5	13
US	6	6.5	7	7.5	8	8.5	9	9.5	10	10.5	11	11.5	12	12.5	13	13.5	14

2. Which last(s)/shape(s) is/(are) most similar to the ones you usually wear? Please circle!

U K S F P2 R BP 3636 P

3. Do you have trouble finding comfortable shoes? Please, describe where the problem is. (Pressure at the little finger, the shoes are too high at the instep, etc...)

.....

.....

4. Please, take photos of your feet from above and from both sides. (Please wear socks!)

5. Measure your feet as it is explained on the 2nd page. Ideally sitting, with the help of someone. The videos on the website will also help. Please check.

6. Fill out the table with the measurements in centimeters.

	Right	Left
Length	cm	cm
width (A)	cm	cm
instep (B)	cm	cm


Please send the drawings, the photos and the questionnaire to info@vass-shoes.com

Thank you



How to measure your feet?

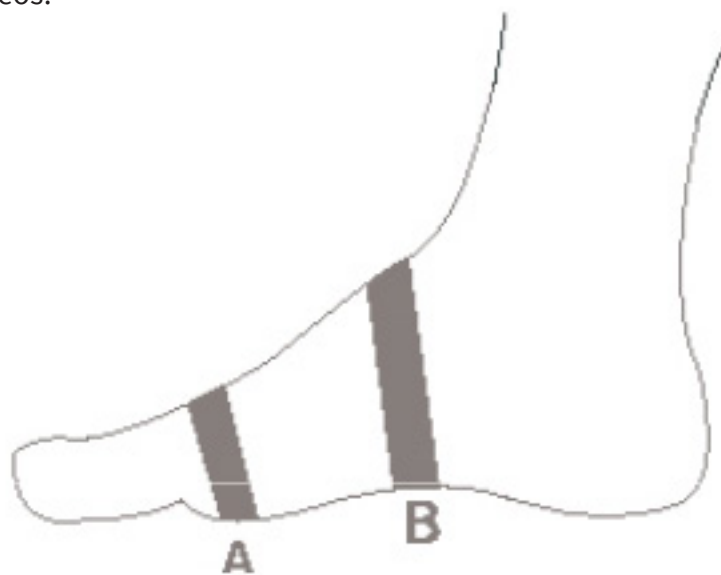
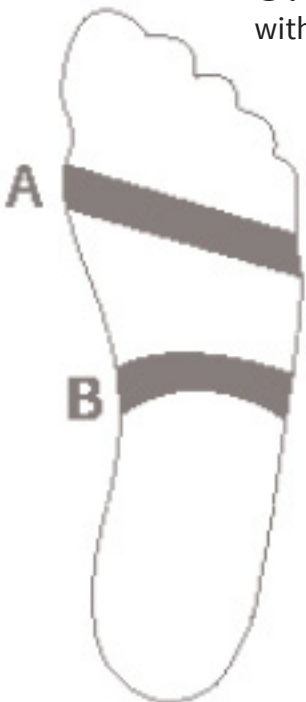
1. Place your feet on a piece of paper and draw around with a pencil held vertically.



2. Measure your feet length from the tip of your first toe to the furthest point of your heel.



3. Measure your width (A) and instep (B) of your feet with the help of our videos.



4. Repeat on the other foot.